

Are you Ready?

Disaster Planning

3 Steps to Preparedness

➤ Be Informed

➤ Make a Plan

➤ Build a Kit

10 Potential Emergencies in Pennsylvania

Be Informed

- ▶ Floods
- ▶ Fires
- ▶ Winter Storms
- ▶ Tropical Storms, Tornadoes, & Thunderstorms
- ▶ Earthquakes
- ▶ Dam Failures
- ▶ Hazardous Materials Incidents
- ▶ Influenza Pandemic
- ▶ Terrorism
- ▶ Nuclear Facility Accidents



Flood Emergencies

- ▶ Do not attempt to drive through flooded areas or standing water
 - A foot of water will float many vehicles
 - Two feet of rushing water can carry away most vehicles (including SUVs and trucks)
- ▶ Know the difference between Flood Watch and Flood Warning



Flood Watch

Flooding is possible. Tune in to NOAA Weather Radio, commercial radio, or television for information.

Flood Warning

Flood is occurring or will occur soon; if advised to evacuate, do so immediately.

Fires

- ▶ Install smoke alarms
 - Replace batteries at least annually
 - Replace detectors every 10 years
- ▶ Have a working fire extinguisher in your home



Winter Storms

- ▶ Prepare your vehicle for winter by **CHECKING:**
 - Antifreeze levels
 - Battery and ignition system
 - Brakes
 - Exhaust system for leaks
 - Fuel level
 - Heater and defroster
 - Lights
 - Oil
 - Tires
 - Windshield wipers and fluid

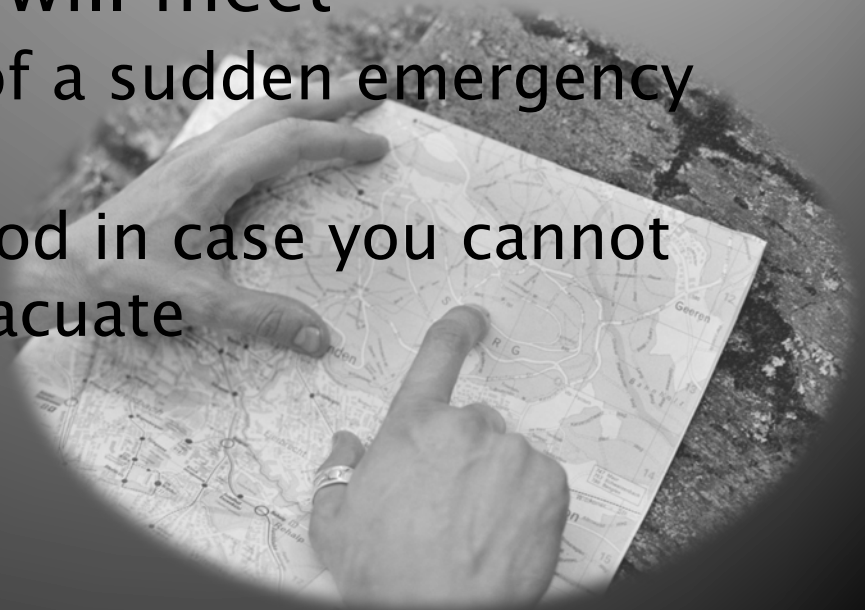


- ▶ Include Winter Survival Kit:
 - Shovel
 - Windshield scraper
 - Flashlight / extra batteries
 - Water
 - Snack foods
 - Extra hats, socks, gloves
 - First aid kit
 - Necessary medications
 - Blankets
 - Tow chain or rope
 - Road salt, sand, or cat litter
 - Jumper cables
 - Emergency flares
 - Whistle
 - Cell phone adapter

Family Emergency Plan Make a Plan

General Considerations

- ▶ Discuss the types of disasters most likely to happen and what to do in each situation
- ▶ Identify responsibilities for each member
- ▶ Keep it simple
- ▶ Plan where your family will meet
 - Near your home in case of a sudden emergency
 - Fire
 - Outside your neighborhood in case you cannot return or are asked to evacuate



Family Emergency Plan

Communication

- ▶ Plan how your family will communicate
 - Consider local telephone service may be disrupted
 - Ask a relative or friend outside your area to be the family contact
 - Your family needs to know the contact's name, address, and telephone number
 - Consider the use of text messaging
 - “ICE” (In Case of Emergency)



Family Emergency Plan

Quick Evacuation

- ▶ Prepare to evacuate your home because of a fire or other emergency
 - Review escape routes and practice from each room
 - Make sure windows can be opened
 - Learn how to turn off the water, gas, and electricity at main switches
 - Consider the need for escape ladders



Family Emergency Plan

Evacuating the Area


- ▶ Prepare to evacuate the area
 - Identify family meeting location within and outside your neighborhood
 - Choose the safe location (hotel or contact's house)
 - Consider multiple routes of travel
 - Maintain ½ tank of fuel in vehicle
 - Take your emergency supply kit
 - Take your pets with you
 - Only service animals may be permitted in public shelters
 - Keep a list of pet-friendly hotels and animal shelters along your evacuation routes



Family Emergency Plan

A few Reminders

- ▶ Keep family records in a waterproof and fireproof safe
- ▶ Safeguard valuable
- ▶ Inventory home possessions
- ▶ Establish an emergency savings account
- ▶ Practice your plan



Family Emergency Kit



Water
(one gallon per person per day for at least three days)

Food
(at least a three-day supply of non-perishable food)

Battery-powered radio, extra batteries

NOAA Weather Radio, extra batteries

Flashlight, extra batteries

First aid kit

Whistle


Dust mask, plastic sheeting, and duct tape to shelter-in-place

Moist towelettes, garbage bags, and plastic ties

Wrench or pliers (turn off utilities)


Manual can opener

Local maps



Cell phone with chargers

Blankets



Family Emergency Kit Additional Considerations

Build a Kit

Prescription
medications and
glasses

Infant formula and
diapers

Pet food and extra
water

Cash or traveler's
checks

Family documents
Insurance policies,
bank records,
identification

Fire extinguisher

Matches

Feminine supplies and
personal hygiene
items

Mess kits, paper cups,
paper towels, and
plastic utensils

Paper and pencil

Books, games,
puzzles, or other
activities for children




Workplace Emergency Plan

- ▶ Know your workplace emergency plan and alert system
- ▶ Keep an emergency supply kit at your workplace
- ▶ Know locations to emergency equipment
 - AEDs (automated external defibrillators)
 - First Aid Kits
- ▶ Take First Aid and CPR classes



Workplace Emergency Kit



Water
(at least one gallon)

Food
(at least one day of
nonperishable items)

Battery-powered
radio

Flashlight, extra
batteries

Medications
(at least three days)

First aid kit

Blanket

Paper plates, cups,
and utensils

Manual can opener

Personal hygiene
items

Moist towelettes,
garbage bags, and
plastic ties

At least one change
of clothing

Glasses

Important work
documents

General information



Active Shooter

 Run

 Hide

 Fight

Active Shooter Events

- ▶ Involves one or more persons engaged in killing or attempting to kill multiple people in an area occupied by multiple unrelated individuals



Active Shooter Incidents

Schools

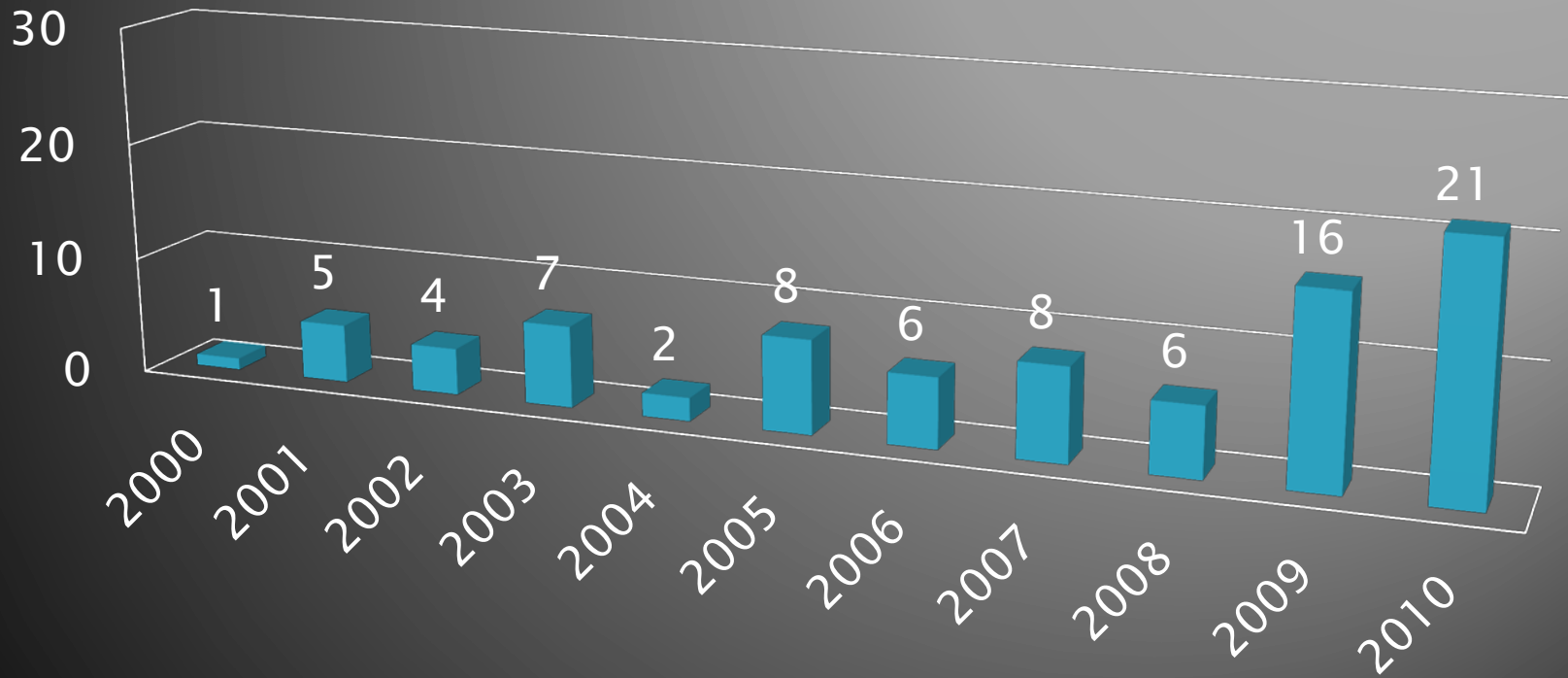
- ▶ Columbine High School, 1999
- ▶ University of Arizona, 2002
- ▶ Red Lion (York), PA, 2003
- ▶ Nickel Mines (Lancaster), PA 2006
- ▶ Virginia Tech, 2007
- ▶ Delaware State University, 2007
- ▶ Sandy Hook Elementary School, 2012

Businesses / Public Places

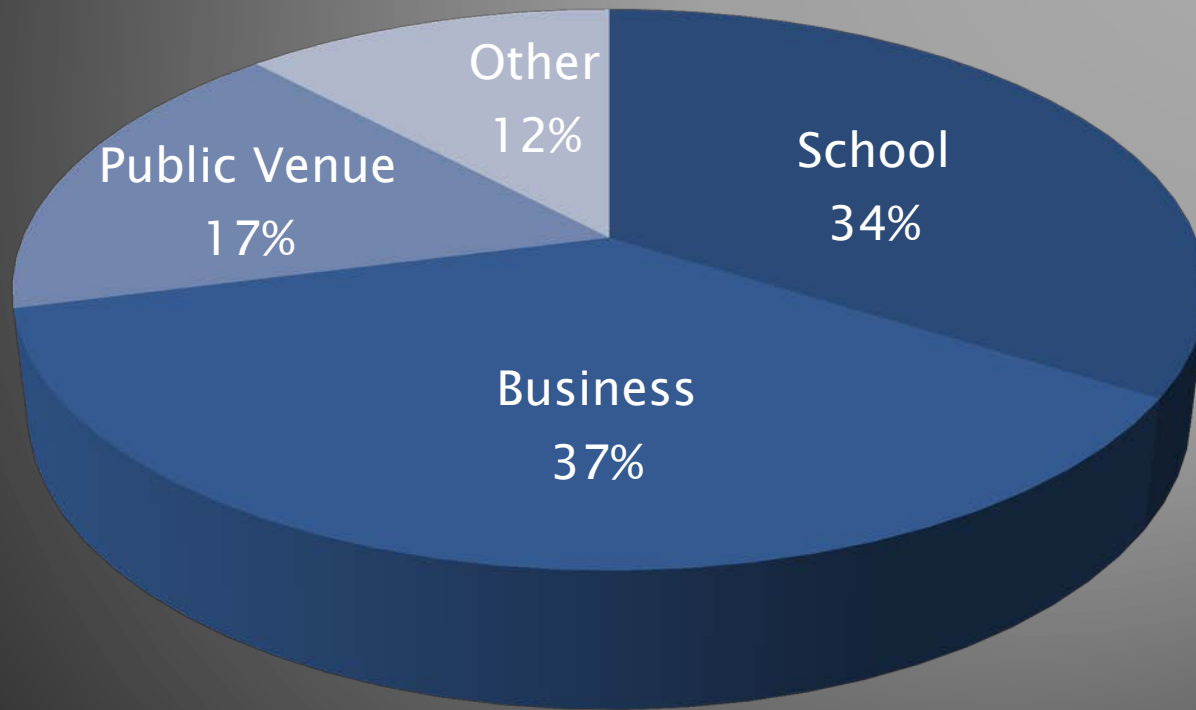
- ▶ Hawaii Xerox Facility Shooting, 1999
- ▶ Wendy's Restaurant (New York), 2000
- ▶ Edgewater Technology (Massachusetts), 2000
- ▶ Lockheed Martin (Mississippi), 2003
- ▶ Tacoma Mall (Washington), 2005
- ▶ Latah County Courthouse (Idaho), 2007
- ▶ Atlantic Plastics Factory, 2008
- ▶ Ft. Hood, Texas, 2009
- ▶ ABB St. Louis Plant, 2010
- ▶ Penske Truck Rentals, 2010
- ▶ Tucson Massacre, 2011
- ▶ IHOP (Nevada), 2011
- ▶ Aurora, Colorado Movie Theater, 2012

Frequency of ASEs by Year

Be Informed

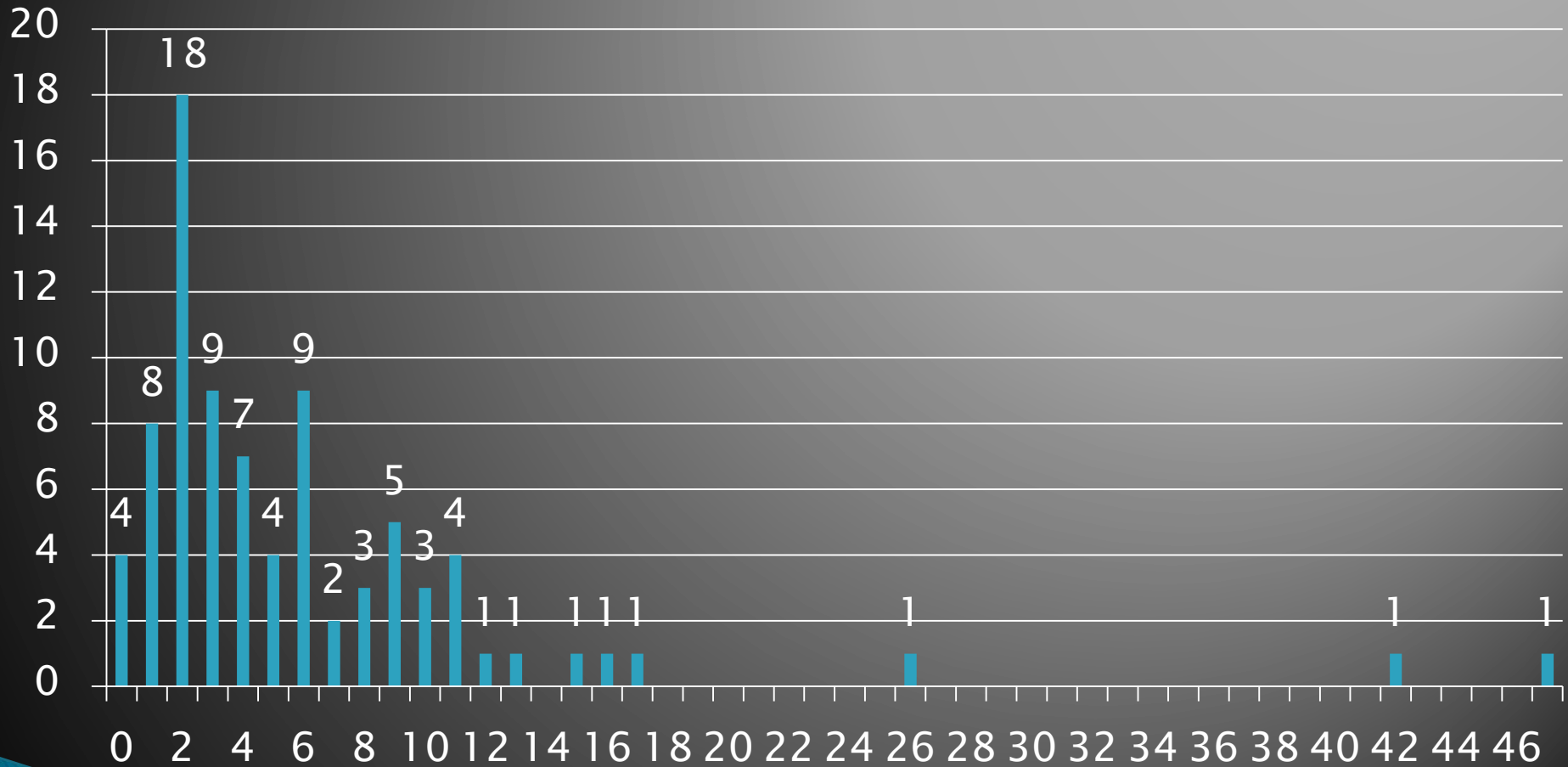


Attack Locations

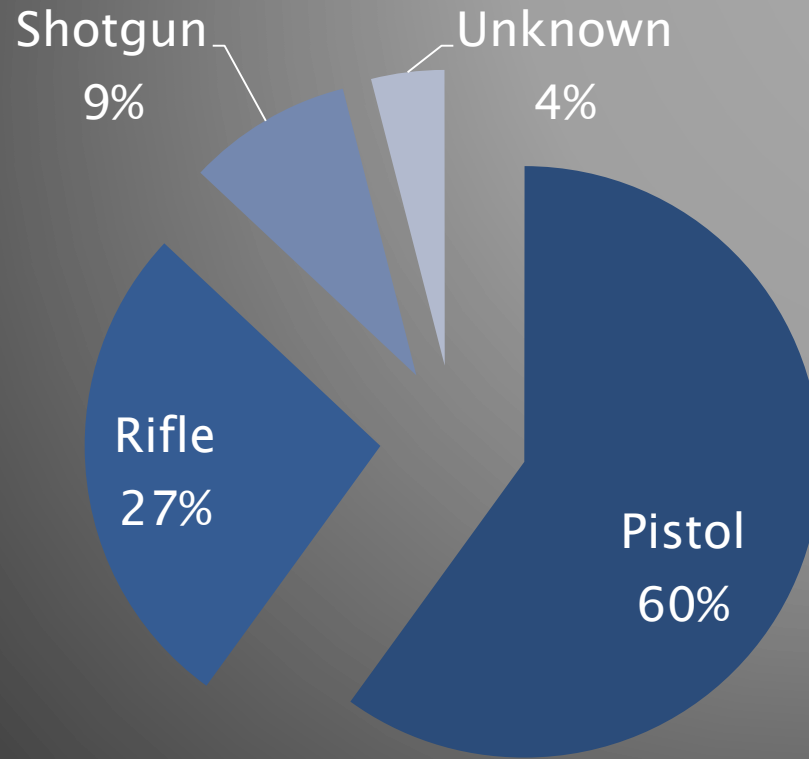


Number of People Shot and Killed

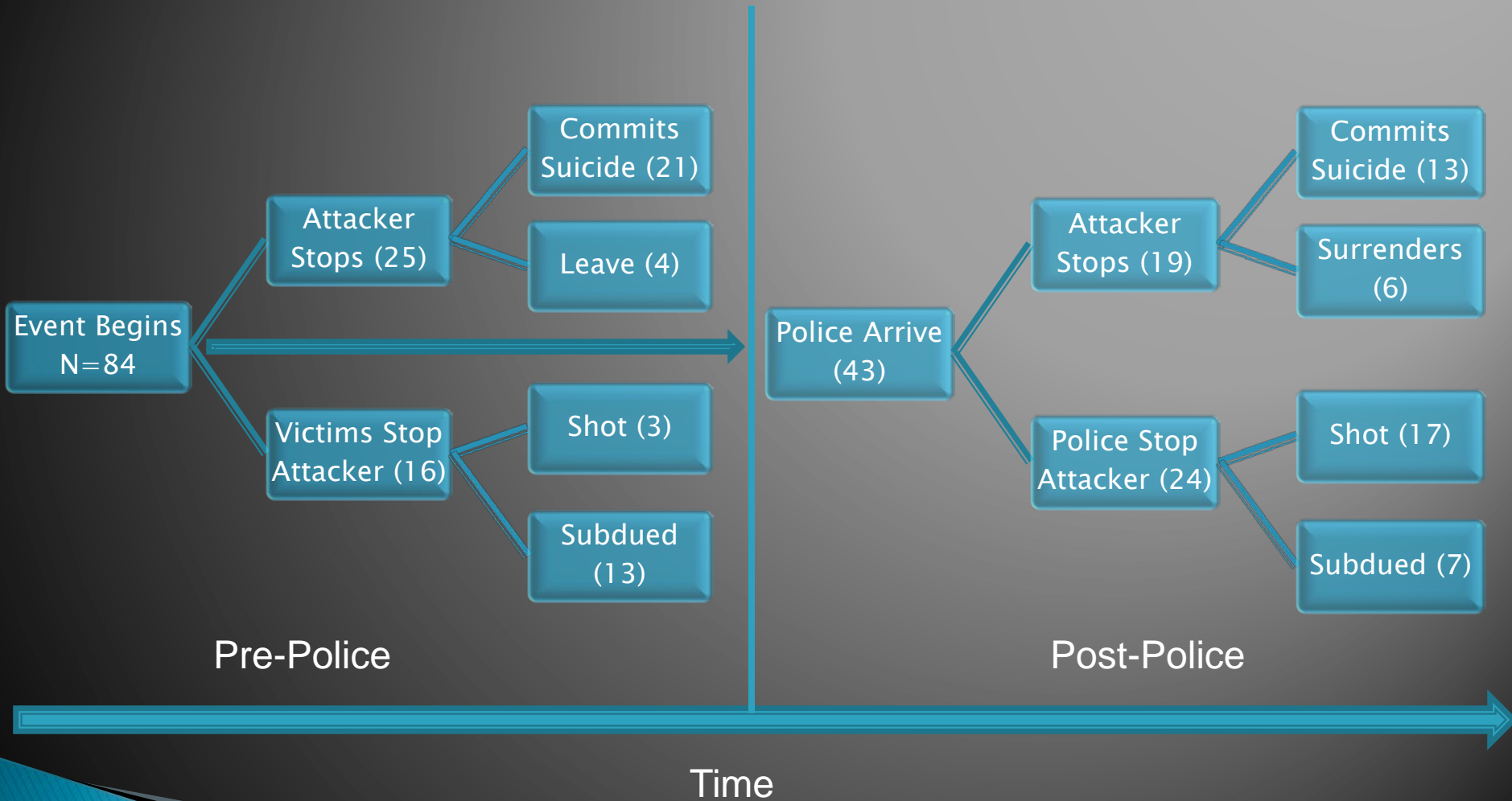
Be Informed



Most Powerful Weapon



Resolution of Event





Terrorism

- Terrorism
- Cyber Attack
- See Something,
Say Something

Terrorism

- ▶ Creates fear among the public
- ▶ Tries to convince citizens their government is powerless to prevent it
- ▶ Receives immediate publicity for their causes



Kidnappings

Hijackings

Bomb Scares
and Bombings

Cyber Attacks

Chemical
Weapons

Biological
Weapons

Nuclear
Weapons

Radiological
Weapons

Cyber Attack



- ▶ Targets computer information systems, infrastructures, computer networks, and/or personal devices by various malicious attacks

Only connect to the Internet over secure, password-protected networks

Do not click on links or pop-ups, open attachments, or respond to emails from strangers

Always enter a URL by hand instead of following links if unsure of the sender

Do not respond to online requests for personally identifiable information

Limit sharing information over social media accounts

Trust your instincts

Password protect all devices that connect to the Internet

Frequently change passwords

Report suspicious activity to authorities



- ▶ Report suspicious activity to local law enforcement
 - Unattended backpacks
 - Attempts to gain access to a secured area

Useful Links

www.redcross.org.prepare

www.readypa.org

www.ready.gov

<http://www.dhs.gov/active-shooter-preparedness>

<http://www.staysafeonline.org>

www.cpinpa.org